


Flat Top™



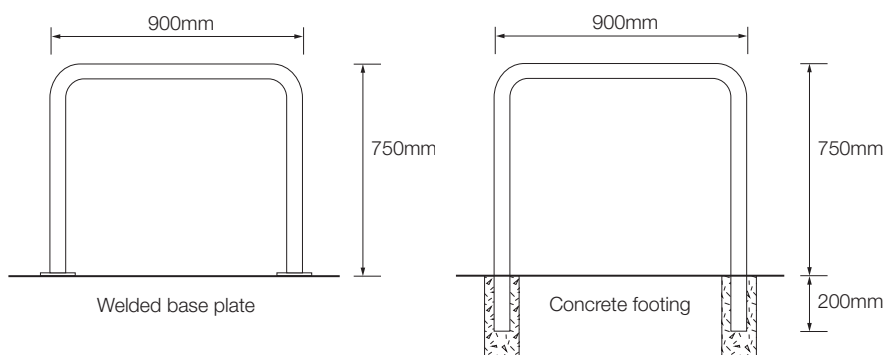
Galvanised finish / Stainless Steel finish

Features



- Each rail supports two adult bikes in an upright position
- Can be either bolted to a concrete slab or concreted in situ
- Available in stainless steel or galvanised steel
- Provides the ability to lock both wheels and frame
- Suitable for interior and exterior use

Dimensions



Specifications

Material options

- Galvanised (Duragal)
- 316 Marine grade stainless steel

Fixing options

- Welded flange - Bolt on
- In situ

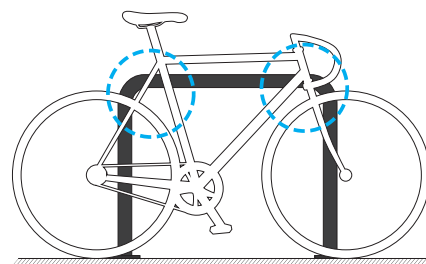
Recommended fasteners

- Galvanised Dynabolts (M10 x 65mm)
- Stainless Dynabolts (M10 x 65mm)
- Shear Nut security fasteners

Dimensions

950mm [w] x 750mm [h]

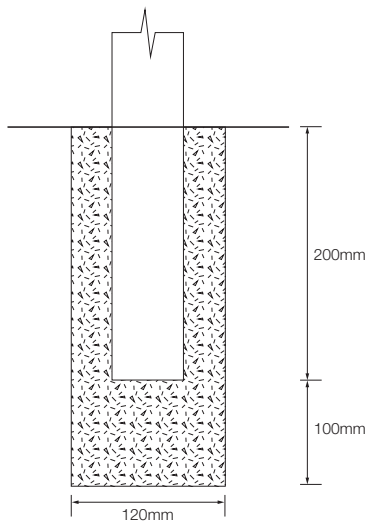
Locking Points



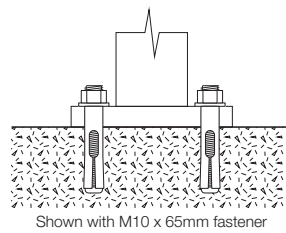
V4.1 - 1/05/2017 | Specification may be subject to change without notice. ©Bicycle Network

Fixing options

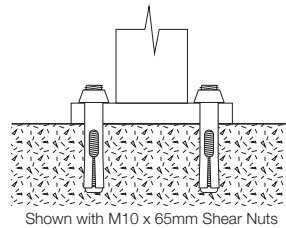
In situ (Concrete footing)



Welded flange (Bolt on) using 4 (total) x fasteners



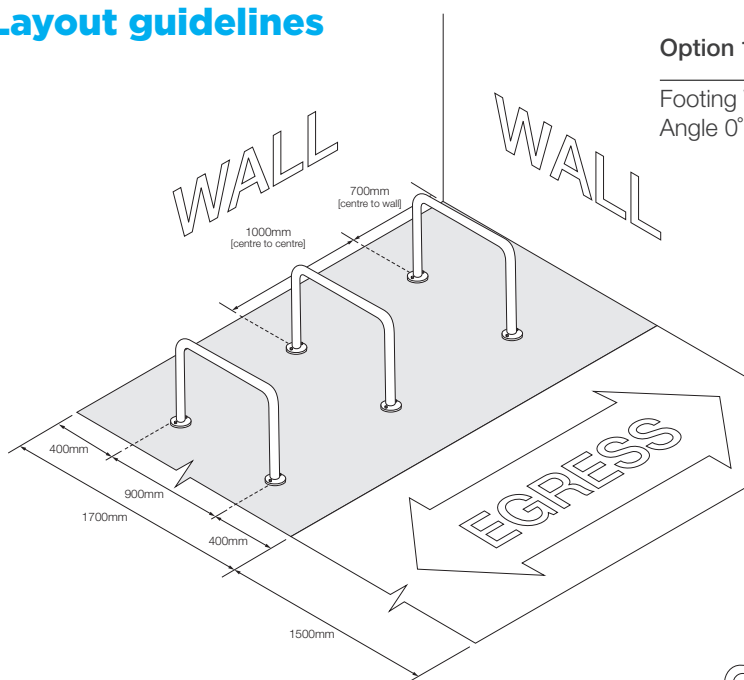
Welded flange (Security heads) using 4 (total) x fasteners



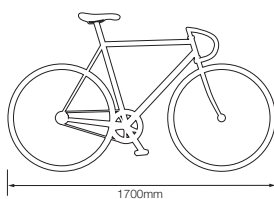
Layout guidelines

Option 1:

Footing Width 1700mm
Angle 0°

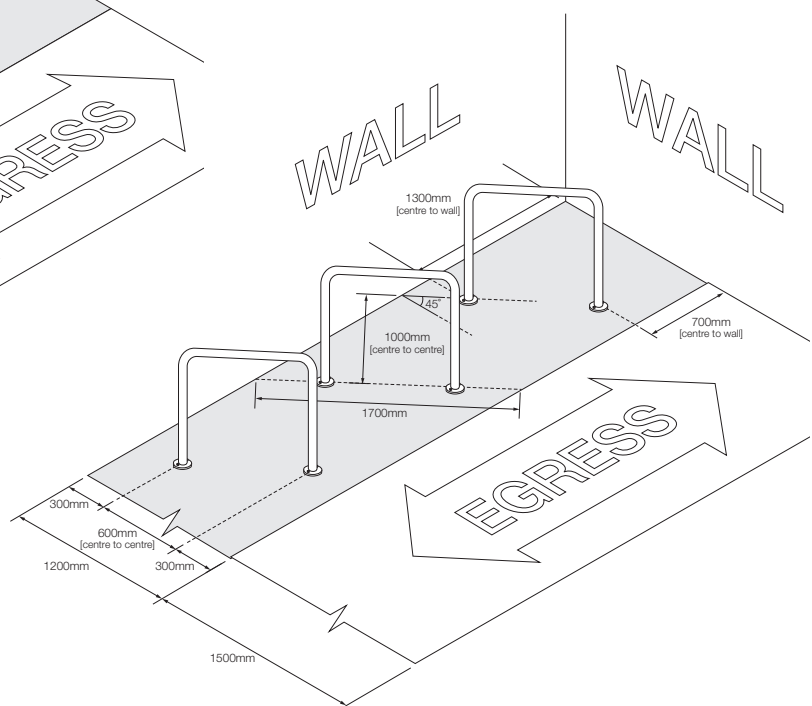


Typical Bicycle Length



Option 2:

Footing Width 1200mm
Angle 45°



V4.1 - 1/05/2017 | Specification may be subject to change without notice. ©Bicycle Network